



TRICOM INDIA LIMITED

Regd Off : Tricom House, Gandhi Estate, Andheri Kurla Road, Safed Pool, Mumbai - 400 072.

Tel : 022-6690 7800. Fax No : 022-6690 7810. URL: www.tricominfo.com, www.tricomdata.com

STANDALONE UNAUDITED FINANCIAL RESULTS FOR THE QUARTER ENDED JUNE 30, 2009

Rs. In Lakhs

Particulars	Unaudited		Audited
	Quarter ended	Quarter ended	Year Ended
	30.06.2009	30.06.2008	31.03.2009
Net Sales/Income from Operations	1,205.27	1,107.28	4,536.84
Other Operating Income	(123.88)	140.94	140.42
Total	1,081.39	1,248.22	4,677.26
Expenditure			
(Increase)/decrease in stock in trade and work in progress	1.19	1.73	(28.59)
Staff Cost	355.41	387.62	1,518.65
Administrative & Other Expenses	166.90	201.08	760.60
Depreciation	90.45	131.06	319.28
Other expenditure			
Total	613.94	721.49	2,569.94
Profit from Operations before Interest	467.45	526.73	2,107.32
Other Income	0.01	1.88	5.27
Profit before Interest	467.46	528.61	2,112.59
Interest (Net)	139.47	28.20	518.84
Profit (+)/ Loss (-) from Ordinary Activities before tax	327.99	500.41	1,593.75
Tax expense (net)	9.91	37.30	(23.57)
Net Profit (+)/ Loss (-) from Ordinary Activities after tax	318.08	463.11	1,617.32
Extraordinary Items	34.97		188.86
Net Profit(+)/ Loss(-) for the period	283.11	463.11	1,428.46
Paid-up equity share capital	1,168.01	1,165.63	1,168.01
Face Value of the Share (Rs.)	2.00	10.00	2.00
Reserves excluding Revaluation Reserves		-	6,354.62
Basic Earning Per Share before Extraordinary items (Rs.)	0.54	3.97	2.77
Basic Earning Per Share after Extraordinary items (Rs.)	0.48	3.97	2.45
Diluted Earning Per Share before Extraordinary items (Rs.)	0.54	3.96	2.77
Diluted Earning Per Share after Extraordinary items (Rs.)	0.48	3.96	2.45
Public Shareholding			
- No. of shares	43,716,720	9,006,619	43,716,720
- Percentage of shareholding	74.86%	77.27%	74.86%
Promoters and promoter group Shareholding			
a) Pledged/Encumbered			
-Number of Shares	6,864,400		6,179,400
-Percentage of shares (as a % of the total shareholding of promoter and promoter group)	78.60%		70.75%
-Percentage of shares (as a % of the total share capital of the company)	11.75%		10.58%
b) Non-Encumbered			
-Number of Shares	1,869,330		2,554,330
-Percentage of shares (as a % of the total shareholding of promoter and promoter group)	21.40%		29.25%
-Percentage of shares (as a % of the total share capital of the company)	3.20%		4.37%




NOTES:


- 1 The results for the quarter ended June 30, 2009, have been subjected to Limited Review by the Statutory Auditors, reviewed by the Audit Committee and approved by the Board of Directors at its meeting held on July 31, 2009.
- 2 Other-Operating Income represents foreign exchange gain/(Loss) .
- 3 The Company is a 100% Export Oriented Unit and Registered STPI Member and claiming deduction under Section 10B of the Income Tax Act, 1961. However, Company has provided Minimum Alternate Tax under Section 115JB of The Income Tax Act, 1961, as per the Finance (no.2) Bill, 2009, and recognised Deferred Tax Liability as per Accounting Standard 22 issued by the The Institute of Chartered Accountants of India. Minimum alternate tax (MAT) paid in accordance to the tax laws, which gives rise to future economic benefits in the form of adjustment of future income tax liability, is considered as an asset in the Balance Sheet if it can be measured reliably and there is convincing evidence that the company will pay normal tax after the tax holiday period. Accordingly Rs. 50.67 lakhs for the quarter ended June 30, 2009 is recognised as asset in the balance sheet.
- 4 No provision has been made for Fringe Benefit Tax (FBT) for the quarter ended June 30, 2009 as the same has been abolished in the Finance (no.2) Bill, 2009. The provision for FBT for the quarter ended June 30, 2008 and for the year ended March 31, 2009 was Rs 1.62 Lakh and Rs 5.72 Lakh respectively.
- 5 The Company's Operations predominantly relate to single segment ITES-BPO.
- 6 The face value of the equity share of the company has been changed to Rs.2/- per share by way of subdivision with effect from 22nd July, 2008. Therefore EPS is not comparable with the previous periods.
- 7 During the quarter ended June 30, 2009, the Company had received 1 investor complaints and no complaint remained unresolved as on June 30, 2009.
- 8 The figures of previous quarter / periods have been regrouped/ reclassified, wherever necessary.

Date : July 31, 2009.

Place: Mumbai

For Tricom India Limited




Chetan Kothari
Managing Director



TRICOM INDIA LIMITED

Regd Off : Tricom House, Gandhi Estate, Andheri Kurta Road, Safed Pool, Mumbai - 400 072.
Tel : 022-6690 7800, Fax No : 022-6690 7810 URL www.tricominfo.com; www.tricomdata.com

CONSOLIDATED UNAUDITED FINANCIAL RESULTS FOR THE QUARTER ENDED JUNE 30, 2009

Rs. In Lakhs

Particulars	Unaudited		Audited
	Quarter ended	Quarter ended	Year Ended
	30.06.2009	30.06.2008	31.03.2009
Net Sales/Income from Operations	2,402.32	2,155.47	8526.28
Other Operating Income	(369.81)	140.57	388.04
Total	2,032.52	2,296.04	8,914.32
Expenditure			
(Increase)/decrease in stock in trade and work in progress	1.19	1.73	(28.59)
Staff Cost	934.86	1,008.59	4,096.03
Administrative & Other Expenses	457.25	514.06	2,177.25
Depreciation	109.04	229.42	502.35
Other expenditure			
Total	1,502.33	1,753.80	6,747.04
Profit from Operations before Interest	530.19	542.24	2,167.28
Other Income	17.77	5.92	32.32
Profit before Interest	547.96	548.16	2,199.60
Interest (Net)	178.74	42.76	615.60
Profit (+)/ Loss (-) from Ordinary Activities before tax	369.22	505.40	1,584.00
Tax expense (net)	9.91	95.04	(21.42)
Net Profit (+)/ Loss (-) from Ordinary Activities after tax	359.31	410.36	1,605.42
Extraordinary Items	34.97		191.09
Net Profit(+)/ Loss(-) for the period	324.34	410.36	1,414.33
Paid-up equity share capital	1,168.01	1,165.63	1,168.01
Face Value of the Share (Rs.)	2.00	10.00	2.00
Reserves excluding Revaluation Reserves			6,414.17
Basic Earning Per Share before Extraordinary item (Rs.)	0.62	3.52	2.75
Basic Earning Per Share after Extraordinary item (Rs.)	0.56	3.52	2.43
Diluted Earning Per Share before Extraordinary item (Rs.)	0.62	3.51	2.75
Diluted Earning Per Share after Extraordinary item (Rs.)	0.56	3.51	2.43
Public Shareholding			
- No. of shares	43,716,720	9,006,619	43,716,720
- Percentage of shareholding	74.86%	77.27%	74.86%
Promoters and promoter group Shareholding			
a) Pledged/Encumbered			
-Number of Shares	6,864,400		6,179,400
-Percentage of shares (as a % of the total shareholding of promoter and promoter group)	78.60%		70.75%
-Percentage of shares (as a % of the total share capital of the company)	11.75%		10.58%
b) Non-Encumbered			
-Number of Shares	1,869,330		2,554,330
-Percentage of shares (as a % of the total shareholding of promoter and promoter group)	21.40%		29.25%
-Percentage of shares (as a % of the total share capital of the company)	3.20%		4.37%



NOTES:

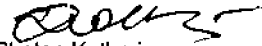
- 1 The results for the quarter ended June 30, 2009, have been subjected to Limited Review by the Statutory Auditors, reviewed by the Audit Committee and approved by the Board of Directors at its meeting held on July 31, 2009.
- 2 The consolidated financial statements relate to Tricom India Limited and its wholly owned subsidiaries, Tricom Document Management, Inc., USA., Pacific Data Centers, Inc., USA. (Step down Subsidiary), and Tricom Infotech Solutions Limited (formerly Godrej Global Solutions Limited) and its subsidiaries. The consolidated Financial Results of Tricom India Limited are compiled from the Consolidated Financial Statements prepared in accordance with the principles and procedures for the preparation and presentation of Consolidated Accounts as set out in the Accounting Standard 21 issued by the Institute of Chartered Accountants of India.
- 3 Other Operating Income represents foreign exchange gain/(Loss) .
- 4 The Company is a 100% Export Oriented Unit and Registered STPI Member and claiming deduction under Section 10B of the Income Tax Act, 1961. However, Company has provided Minimum Alternate Tax under Section 115JB of The Income Tax Act, 1961, as per the Finance (no.2) Bill, 2009, and recognised Deferred Tax Liability as per Accounting Standard 22 issued by the The Institute of Chartered Accountants of India. Minimum alternate tax (MAT) paid in accordance to the tax laws, which gives rise to future economic benefits in the form of adjustment of future income tax liability, is considered as an asset in the Balance Sheet if it can be measured reliably and there is convincing evidence that the company will pay normal tax after the tax holiday period. Accordingly Rs. 80.67 lakhs for the quarter ended June 30, 2009 is recognised as asset in the balance sheet.
- 5 No provision has been made for Fringe Benefit Tax (FBT) for the quarter ended June 30, 2009 as the same has been abolished in the Finance (no.2) Bill, 2009. The provision for FBT for the quarter ended June 30, 2008 and for the year ended March 31, 2009 was Rs 2.70 Lakh and Rs 10.42 Lakh respectively.
- 6 The Company's Operations predominantly relate to single segment ITES-BPO.
- 7 The Standalone financial results for the quarter ended June 30, 2009 are available on the company's website (www.tricominfo.com) and on the website of BSE (www.bseindia.com) and NSE (www.nseindia.com).
- 8 The face value of the equity share of the company has been changed to Rs.2/- per share by way of subdivision with effect from 22nd July, 2008. Therefore EPS is not comparable with the previous periods.
- 9 During the quarter ended June 30, 2009, the Company had received 1 investor complaints and no complaint remained unresolved as on June 30, 2009.
- 10 The figures of previous quarter / periods have been regrouped/ reclassified, wherever necessary.

Date : July 31, 2009.

Place: Mumbai



For Tricom India Limited


Chetan Kothari
Managing Director